




Shadows


Shadows





What is a Shadow?

A shadow is a dark area that is made when an object blocks light from shining through it.





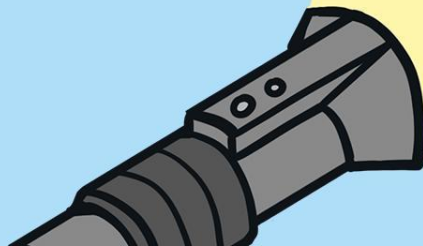


How are They Made?

A shadow is made when an object is in front of light.

The object stops light shining through.

This makes a dark area called a shadow:


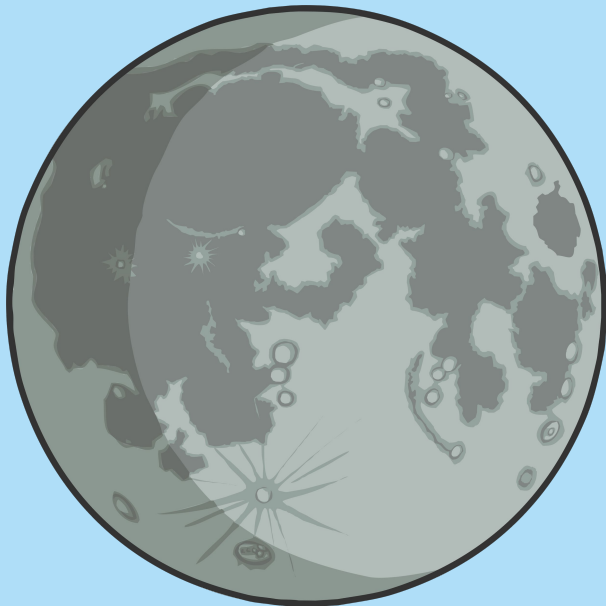




What Do We Need to Make Shadows?

We need light to make shadows.

Light comes from the
sun, torches and even
bulbs inside our houses.

We Get Light From...



Can I Change How a Shadow Looks?

Absolutely!


We can have great fun
changing how shadows look.



How Can I Change a Shadow?

Bringing an object close to a light will make its shadow bigger.


Moving an object away from a light will make its shadow smaller.



How Can I Change a Shadow?

Shadows can also be changed without moving objects.

When a light is moved, it moves the shadow, even when the object does not move.





Did You Know?

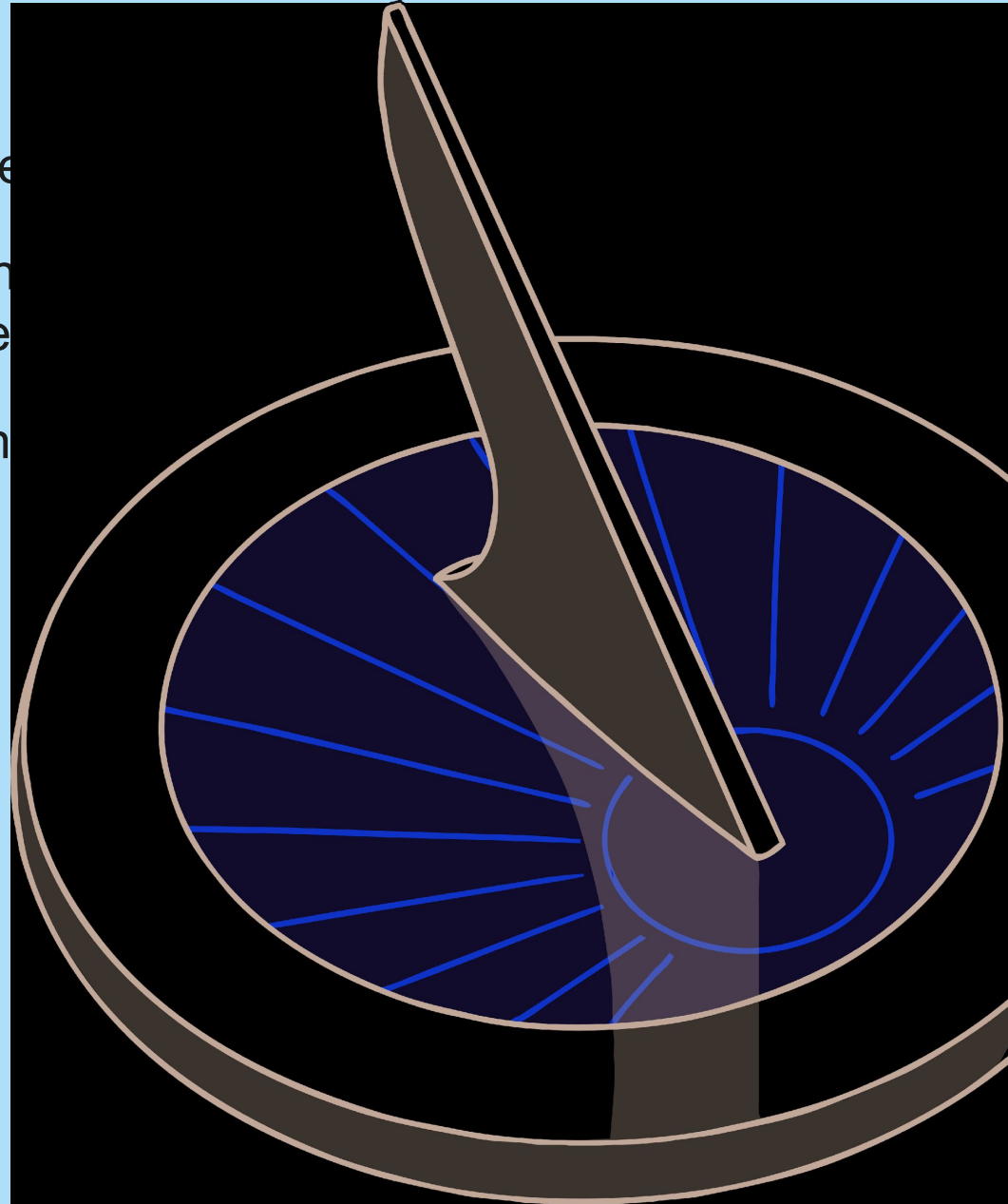
Shadows were used long ago to tell time.

People used a device called a sundial because clocks were not made yet.

The sundial would only work during the day because it needed sun.

It had a centrepiece that would make shadows.

The sun moves during the day. This changes the shadows on the sundial.



Shadow Puppets

Use the light in your classroom to make shadows with your hands.

Snake

Dog

Giraffe


Rabbit

Butterfly

Shadow Hunt

Find the shadows made from the objects below:

pencil



chair



whiteboard marker

book

